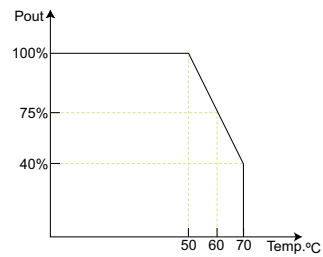


# ACE-663A 60 W AC Input AT Power Supply



1  
Application  
Server  
Platform

2  
Single  
Board  
Computer

3  
IBX Series  
POS PC

4  
AFOLLUX  
POS  
Panel PC

5  
Video  
Capture  
Card

6  
KAMIO  
RISC

7  
IOVU  
Open HMI

8  
VITO  
Universal  
Controller

9  
DINO  
BLADE

10  
LCD  
Product  
Series

11  
Embedded  
System

12  
Industrial  
Computer  
Chassis

13  
Power  
Supply

14  
Peripherals

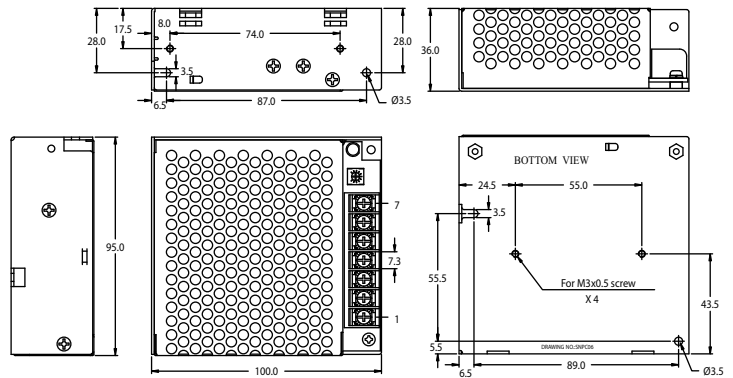
## Features

1. Meets ITE safety standards
2. 1.41 inch height
3. Power good LED
4. Output adjustable trimmer
5. High efficiency 83%
6. Operation from -20°C to 70°C by convection

## Specifications

<b>Input</b>	<b>Voltage</b>	85 ~ 264 VAC Full Range		
	<b>Frequency</b>	47 Hz~ 63 Hz		
	<b>Input Current</b>	1.5 A(RMS)@115V 0.8 A(RMS)@230V		
	<b>Inrush Current</b>	30 A Max for 115VAC 60 A Max for 230VAC		
<b>Output</b>	<b>Voltage</b>	<b>Min. load</b>	<b>Max. load</b>	<b>Ripple &amp; Noise</b>
	+5 V	0 A	6 A	50 mV
	+12 V	0 A	2 A	120 mV
	<b>Overvoltage protection</b>	latch off		
	<b>Short Circuit protection</b>	auto recovery		
<b>General Specifications</b>	<b>Watt</b>	60 W		
	<b>PFC</b>	-		
	<b>Hold-up time</b>	14 ms Min.		
	<b>Efficiency</b>	81 %		
	<b>MTBF</b>	100,000 hours		
	<b>Temperature</b>	Operation: -20 °C~ 70 °C Storage : -40 °C~ 75 °C		
	<b>Dimensions</b>	95 X 100 X 36 (mm) 3.74 X 3.93 X 1.41 (inch)		
<b>Outline Connector</b>	Optional Cable			

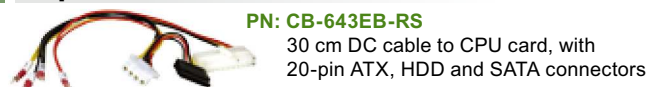
## Dimensions



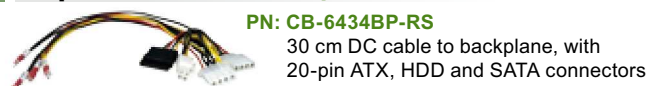
## Optional 1 AC Input Solution



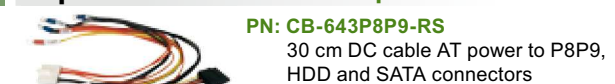
## Optional 2 Embedded Solution



## Optional 3 ATX Backplane Solution



## Optional 4 AT P8P9 Backplane Solution



12V only connector (CB-643EB-RS)



SATA device connector



IDE device connector



ATX backplane connector (CB-643BP-RS)

## Ordering Information

Part No.	Description
ACE-663A-RS	60W AC Input AT Power Supply, RoHS