

# Power Supply

1U AC Input ATX Type



## ACE-720APM

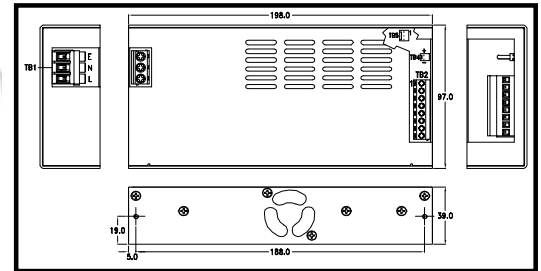

**Medical**

**PFC**

**Dimensions**

**220W**

Input Type	85 ~ 264VAC Full Range					
Output Voltage	+3.3V	+5V	+12V	-5V	-12V	+5Vsb
		20A (2A min)	9A		0.5A	0.5A
Efficiency	82%					
Temperature	Operating : 0 ~ 70°C (50 ~ 70°C derating curve) Storage : -20 ~ 85°C					
MTBF(hrs)	100,000					
Output Connector	+5Vsb & PS on cable					
Dimensions	198 x 97 x 39 mm					



**Ordering Information**

- **ACE-720APM-RS**  
200W AC-DC 1U ATX Power Supply with PFC, meet Medical standard

## ACE-818APM

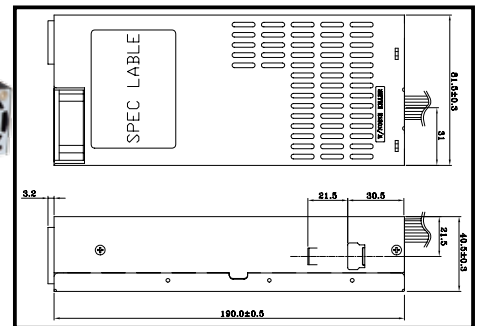
**Medical**

**PFC**

**Dimensions**

**180W**

Input Type	90 ~ 265VAC Full Range					
Output Voltage	+3.3V	+5V	+12V	-5V	-12V	+5Vsb
	16.8A (0.3A min)	12A (0.5A min)	12A (1.5A min)		0.8A	2A
Efficiency	68%					
Temperature	0 ~ 50°C (Operating), -20 ~ 80°C (Storage)					
MTBF(hrs)	100,000					
Output Connector	20PIN ATX x1, 4PIN 12V CPU x1, HDD/CDROM x3, FDD x2					
Dimensions	190 x 81.5 x 40.5 mm					



**Ordering Information**

- **ACE-818APM-RS**  
180W AC-DC 1U ATX Power Supply with PFC, meet Medical standard

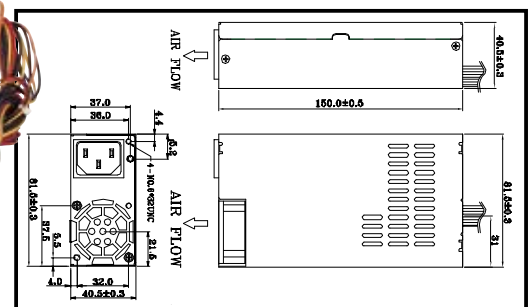
## ACE-4518AP/816A/AP

**PFC**

**Dimensions**

**180W**

Input Type	90 ~ 265VAC Full Range (ACE-4518AP/816AP) 95 ~ 132VAC, 181 ~ 264VAC Auto Range (ACE-816A)					
Output Voltage	+3.3V	+5V	+12V	-5V	-12V	+5Vsb
ACE-4518AP	16.8A (0.3A min)	12A (0.3A min)	10A (1.5A min)		0.8A	2A
ACE-816A	16A (0.2A min)	15A (1A min)	12A (0.2A min)		0.3A	2A
ACE-816AP	10A (0.3A min)	14A (1A min)	4.2A (0.3A min)		0.3A	2A
Efficiency	72% (ACE-816A), 68% (ACE-4518AP, ACE-816AP)					
Temperature	ACE-4518AP/816A: 0 ~ 50°C (Operating), -20 ~ 80°C (Storage) ACE-816AP: 0 ~ 50°C (Operating), -20 ~ 80°C (Storage)					
MTBF(hrs)	100,000					
Output Connector	ACE-4518AP: 20PIN ATX x1, 4PIN 12V CPU x1, HDD/CDROM x3, FDD x1 ACE-816A/AP: 20PIN ATX x1, HDD/CDROM x3, FDD x1					
Dimensions	150 x 81.5 x 40.5 mm					



**Ordering Information**

- **ACE-4518AP-RS**  
180W AC-DC 1U ATX Power Supply, with PFC
- **ACE-816A-RS**  
150W AC-DC 1U ATX Power Supply
- **ACE-816AP-RS**  
150W AC-DC 1U ATX Power Supply, with PFC