


PAC-42GH


4-slot Half-size Compact Chassis



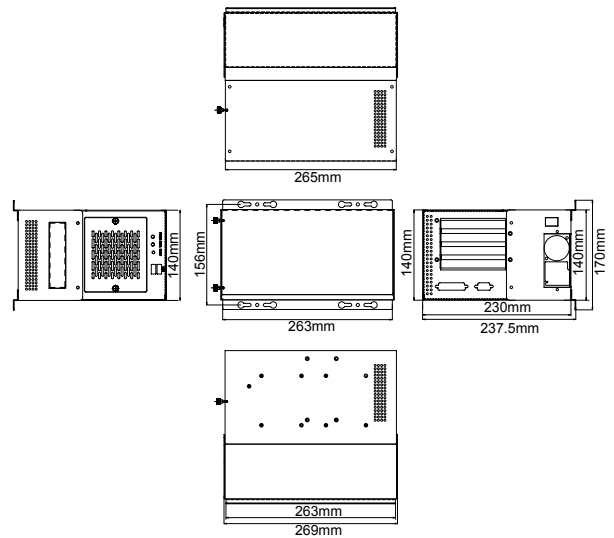
FDD and HDD are not included in package.

Features

- ◆ 2 x USB ports on front panel
- ◆ 1 x 8cm cooling fan with replaceable fan filter
- ◆ Supports 1x front accessible 3.5" with 1x 3.5" HDD or 2 x 2.5" HDD



Dimensions



Specifications

◆ Construction	Heavy duty metal
◆ SBC Form Factor	Half-size, slot CPU cards
◆ Drive Combinations	1 x front-accessible 3.5" with 1 x 3.5" HDD or 1 x front-accessible 3.5" with 2 x 2.5" HDD
◆ Cooling Fans	1 x 8 cm
◆ I/O ports	2 x USB
◆ I/O Openings	1 x LPT, 1 x COM
◆ Expansion Slots	4 slots
◆ Indicators	Power, HDD
◆ Buttons	Power switch, reset
◆ Operating Temperature	0~50°C
◆ Operation Humidity	10% ~ 90%
◆ Color	W: White
◆ Weight (Net / Gross)	3.9kg / 6.1kg
◆ Dimensions (DxWxH)	269mm x 140mm x 230mm

Backplane Options

Model No.	SBC Type	PCI	ISA	PCIe			PSU Connector
				x1	x4	x16	
BP-4S-RS-R30	ISA	0	4	0	0	0	AT
IP-4S-RS-R30	PCISA	3	0	0	0	0	AT
IP-4S2-RS-R30	PCISA	2	1	0	0	0	ATX
IP-4SA-RS-R30	PCISA	3	0	0	0	0	ATX
IP-4S2A-RS-R30	PCISA	3	0	0	0	0	ATX
HPE-4S1	PCI/PICoE	3	0	0	0	0	ATX
HPE-4S2	PCI/PICoE	2	0	0	1	0	ATX

Power Supply Options

Type	Model No.	Watt
AT	ACE-916AP-RS	150W
ATX	ACE-816AP-RS	150W
ATX	ACE-4518AP-RS	150W

PAC-42GH can support single 1U height PSU. For more models of IEI PSU, please visit www.ieiworld.com

Ordering Information

Part No.	Description
PAC-42GHW/ACE-916AP/IP-4S	4-slot half-size chassis with ACE-916AP-RS and IP-4S-RS-R30, RoHS
PAC-42GHW/ACE-916AP/BP-4S	4-slot Half-size chassis with ACE-916AP-RS and BP-4S-RS-R30, RoHS
PAC-42GHW/ACE-916AP/IP-4S2	4-slot half-size chassis with ACE-916AP-RS and IP-4S2-RS-R30, RoHS